

# Glass Microbiology

All works are signed limited editions of 5, except where stated. Measurements may vary.



## **Artist Luke Jerram**

Since his professional career as an artist began in 1997, Luke Jerram has created a number of extraordinary art projects which have excited and inspired people around the globe. Based in the UK, Jerram's practice involves the creation of sculptures, installations, live arts projects and gifts. Further information on Luke's entire practice can be found here: [www.lukejerram.com](http://www.lukejerram.com)

## **Glassworks**

Jerram's *Glass Microbiology* sculptures are in museum collections around the world, including The Metropolitan Museum of Art and The Corning Museum of Glass in New York, Shanghai Museum of Glass, Museum of Glass, Washington and the Wellcome Collection, London. They are also regularly exhibited around the world. In 2014-15 his sculptures were presented at ArtScience Museum, Singapore alongside Leonardo Da Vinci's *Codex Atlanticus* and in 2009, his sculptures were presented at The Mori Museum, Tokyo along with work by Damien Hirst, Andy Warhol and Leonardo da Vinci.

In 2010, he was awarded the coveted *Rakow Glass Award* for his work and in 2007 the *Institute for Medical Imaging Award*. Jerram has recently completed a fellowship at the Museum of Glass, Washington, USA. Awarded Europe's largest arts award the NESTA Fellowship in 2002-2005, his first sculpture was created during this time.


*Untitled Future Mutation*

10cm diameter (small)

Edition of 20. (Note larger edition number)



*Untitled Future Mutation (with beaded interior)*  
23cm diameter (large)



*Zika virus*  
10cm diameter (small)



*Zika virus*  
20cm diameter (large)



*SARS Coronavirus (with beaded interior)*

12cm diameter




*Smallpox*

16cm x 10cm (small)




*Smallpox*

30cm x 20cm (large)



*HIV (Series 3)*  
9cm diameter (small)




*HIV (Series 3)*  
21cm diameter (large)







*MRSA*

40cm x 50cm. Each bacterium 3cm tall.



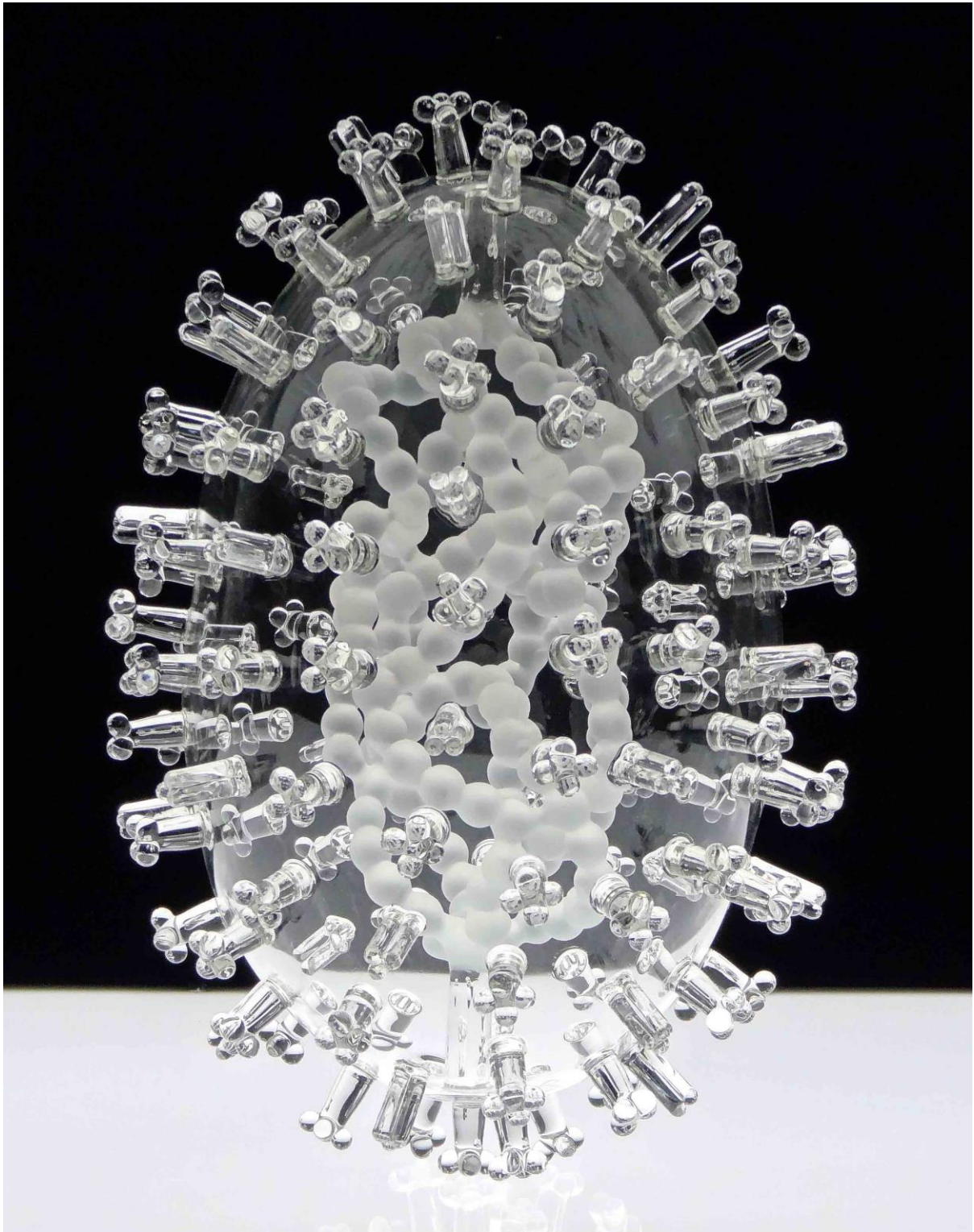
*Salmonella*

Body 25cm long x 9cm wide. Total size with tails 45 x 50cm




*H5N1 - Avian Flu (Series 2)*

25cm x 17cm



*Adenovirus*  
32cm diameter



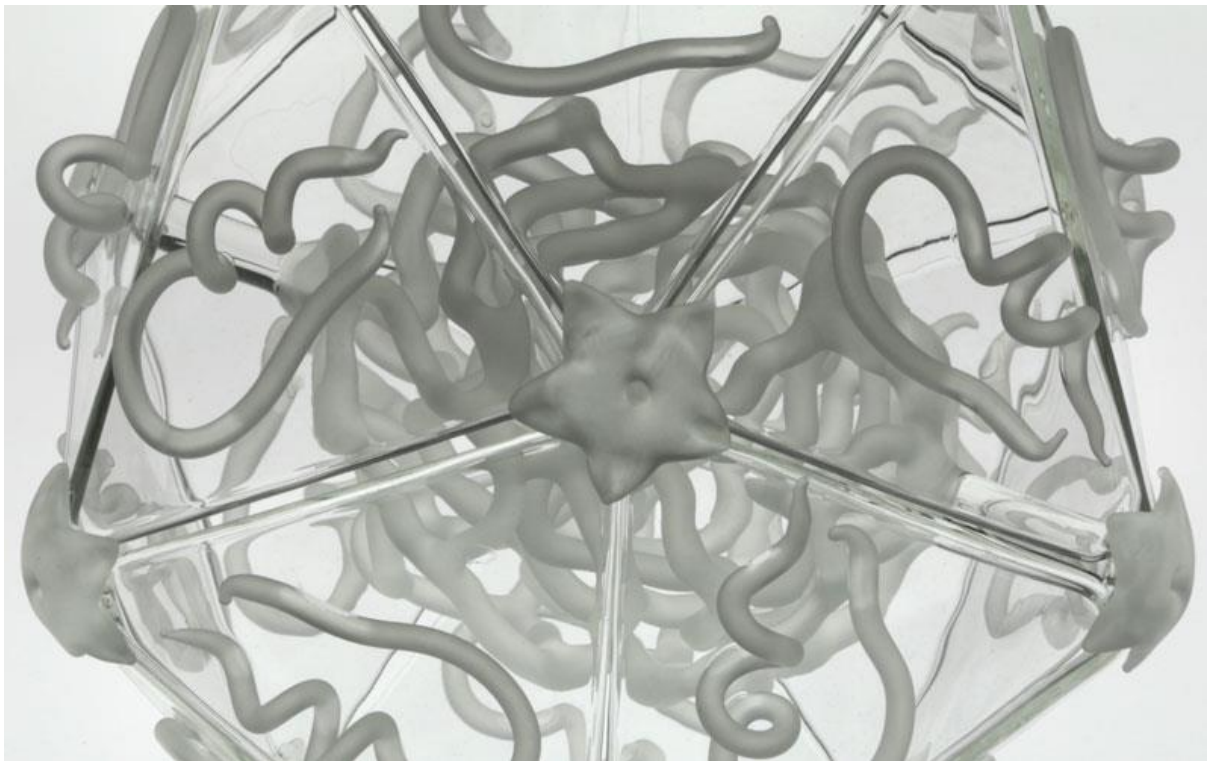
*EV71 – Hand, Foot and Mouth Disease*

23cm diameter



*Foot-and-Mouth Disease*

23cm diameter




*Bluetongue Virus*

18cm diameter



*Ebola*

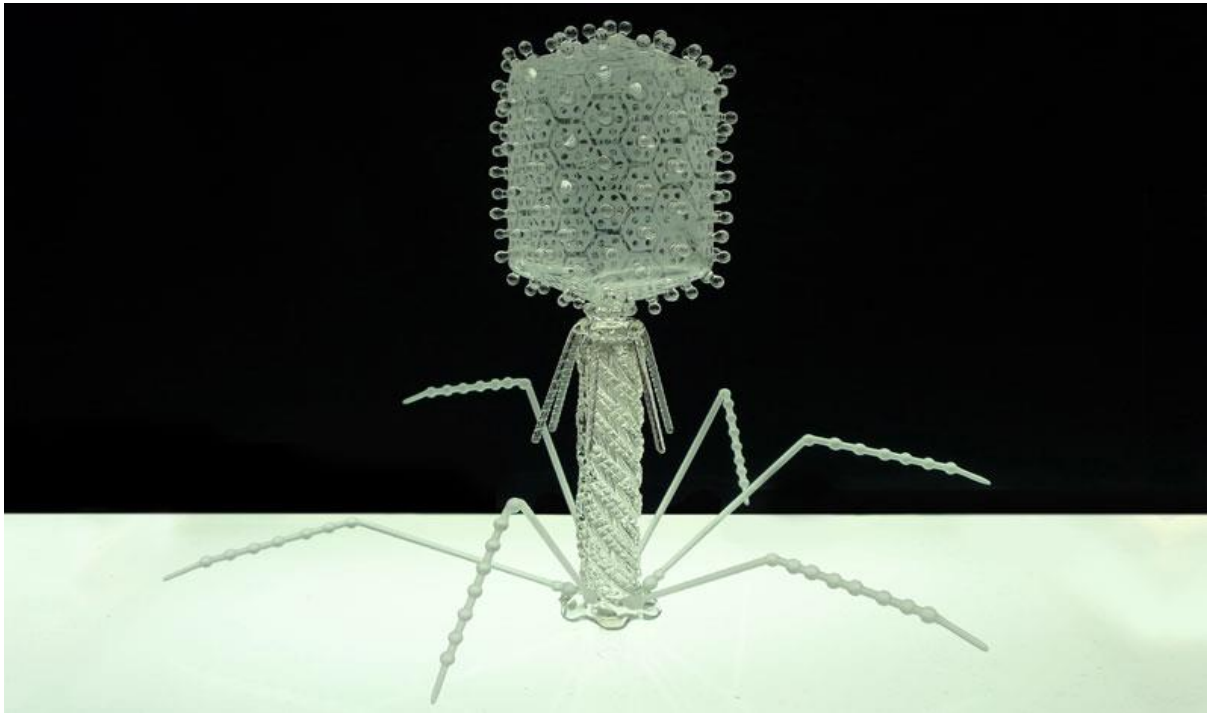
30cm x 45cm






*T4 Bacteriophage (Series 2)*

42 x 45cm




*T4 Bacteriophage (detail)*



*Malaria*

50cm x 18cm (with spikes before entering cell – large)



*Malaria (Series 2)*

26cm x 17cm (with spikes – small)



*Mitochondrion*

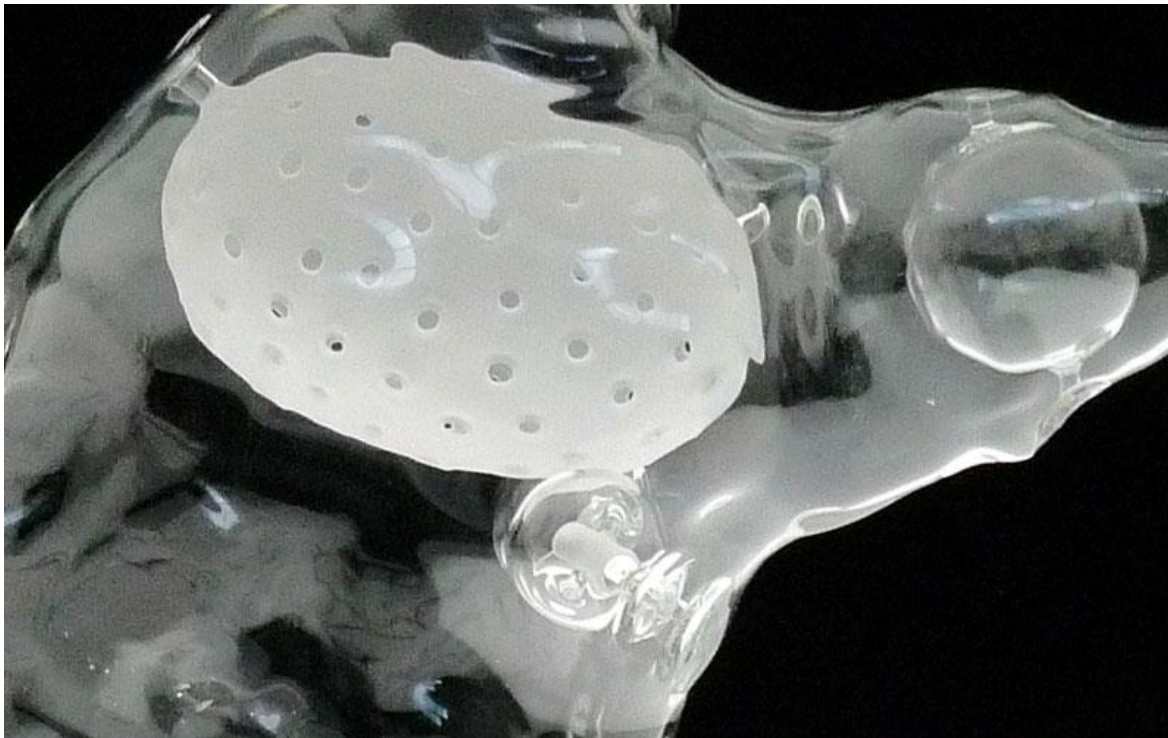
29cm x 16cm



*Amoeba*  
30cm x 40cm




*Amoeba (detail)*



*E.coli*

120cm long (including tails) x 25cm high (including hairs)




*E.coli* (detail)



*'Past, Present, Future'*

*A triptych of works sold together – Smallpox, HIV, Untitled Future Mutation*

25cm x 18cm, 21cm diameter, 23cm diameter



*Collection together*



*Smallpox*



*HIV*



*Untitled Future Mutation*

## Display Ideas



On a shelf, lit with daylight



Spot lit on black acrylic



LED lit from beneath



In a cabinet

Further examples of how to display this work, as well as films, reviews and international press coverage can be found at [www.lukejerram.com/glass](http://www.lukejerram.com/glass)

It's recommended to measure the actual artwork before ordering stands, plinths and cabinets to display it.